

RGP GLOBAL SECTOR FUND

FUND INVESTMENT OBJECTIVES

This Fund's objective is to provide long-term growth by investing mostly in global equity securities through sector-based Exchange Traded Funds (ETFs). The Fund will only invest in an ETF if it is an index participation unit.

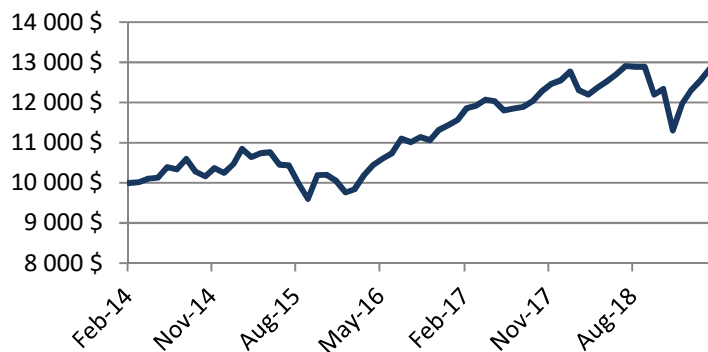
TOP HOLDINGS OF THE FUND as 2019/04/30

| | % |
|--|-------------|
| iShares Global Healthcare ETF | 9,9 |
| BMO Global Cons. Staple ETF | 9,3 |
| BMO Global Cons. Disc. ETF | 9,0 |
| iShares Global Industrials ETF | 8,2 |
| BMO US NASDAQ 100 ETF | 6,7 |
| BMO Global Infrastructure ETF | 6,5 |
| BMO Global Communications ETF | 6,1 |
| iShares S&P TSX Global Gold | 6,1 |
| SPDR US Energy ETF | 5,6 |
| Horizon Can Energy ETF | 4,7 |
| Vanguard CDN Short Term Bond ETF | 3,9 |
| iShares Global Materials ETF | 3,5 |
| Vanguard Global Telecomm. ETF | 3,3 |
| BMO Global Insurance ETF | 3,0 |
| Total number of securities in the portfolio | 21 |
| Total number of companies in the portfolio | 2069 |

GROWTH OF \$10,000 as 2019/04/30

RGF 103

Growth of 10 000\$ since fund inception



COMPOUNDED ANNUAL RETURN as 2019/04/30

RGF 103

| | | | | | |
|------|------|-------|------|--------|------|
| 1 mo | 2,4% | 1 yr | 6,9% | 5 yrs | 5,5% |
| 3 mo | 7,2% | 2 yrs | 4,6% | 7 yrs | N/A |
| 6 mo | 8,3% | 3 yrs | 8,2% | 10 yrs | N/A |

Return since fund inception: **5,5%**

CALENDAR YEAR RETURN as 2019/04/30

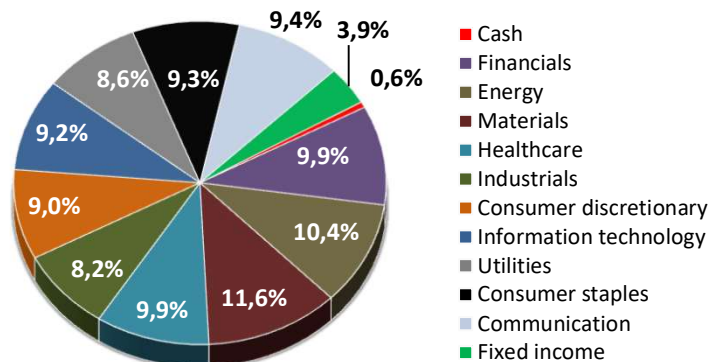
RGF 103

| | | | |
|------|-------|------------|-------|
| 2014 | 2,5% | 2017 | 9,7% |
| 2015 | -1,9% | 2018 | -7,3% |
| 2016 | 13,8% | 2019 (YTD) | 13,6% |

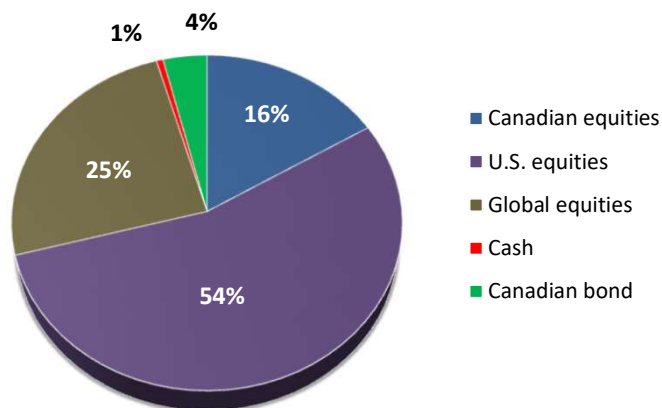
¹ As at May 21st, 2019

| CODE | CLASS | MGMT FEE (%) | NAVPU as at 2019/05/23 |
|--------|-------|--------------|------------------------|
| RGP100 | A | 2,00 | 11,32 |
| RGP103 | F | 1,00 | 11,95 |
| RGP108 | P | 0,00 | 12,62 |

BREAKDOWN BY SECTOR as at 2019/04/30



GEOGRAPHIC BREAKDOWN as at 2019/04/30



FUND DETAILS

| | |
|---------------------------|--------------------------------------|
| Date created | February 20th 2014 |
| Total assets ¹ | 90,6 M |
| Eligibility | Registered & non-registered accounts |
| Manager | R.E.G.A.R. Investment Management |
| Auditors | Raymond Chabot Grant Thornton |
| Custodian | CIBC Mellon |



Notice – Fund price and profile

Please read the fund's prospectus or Fund Facts document before investing. Mutual funds are not guaranteed. Their values change frequently and past performance may not be repeated. Investors will pay management fees and expenses, may pay commissions or trailing commissions. Investors may experience a gain or loss.

The indicated rates of return are the historical annual compounded total returns including changes in unit value and the reinvestment of all distributions and do not take into account sales, redemption, distribution, optional charges, or income taxes payable by any securityholder that would have reduced returns. The value of mutual funds change frequently and past performance may not be repeated.

Graphs are only used to illustrate the effects of the compound growth rate and do not reflect future values of any fund or returns on investment of any fund.

Assets allocation may total greater than/less than 100% due to rounding effects

TOP HOLDINGS OF THE FUND as at 2019/02/15